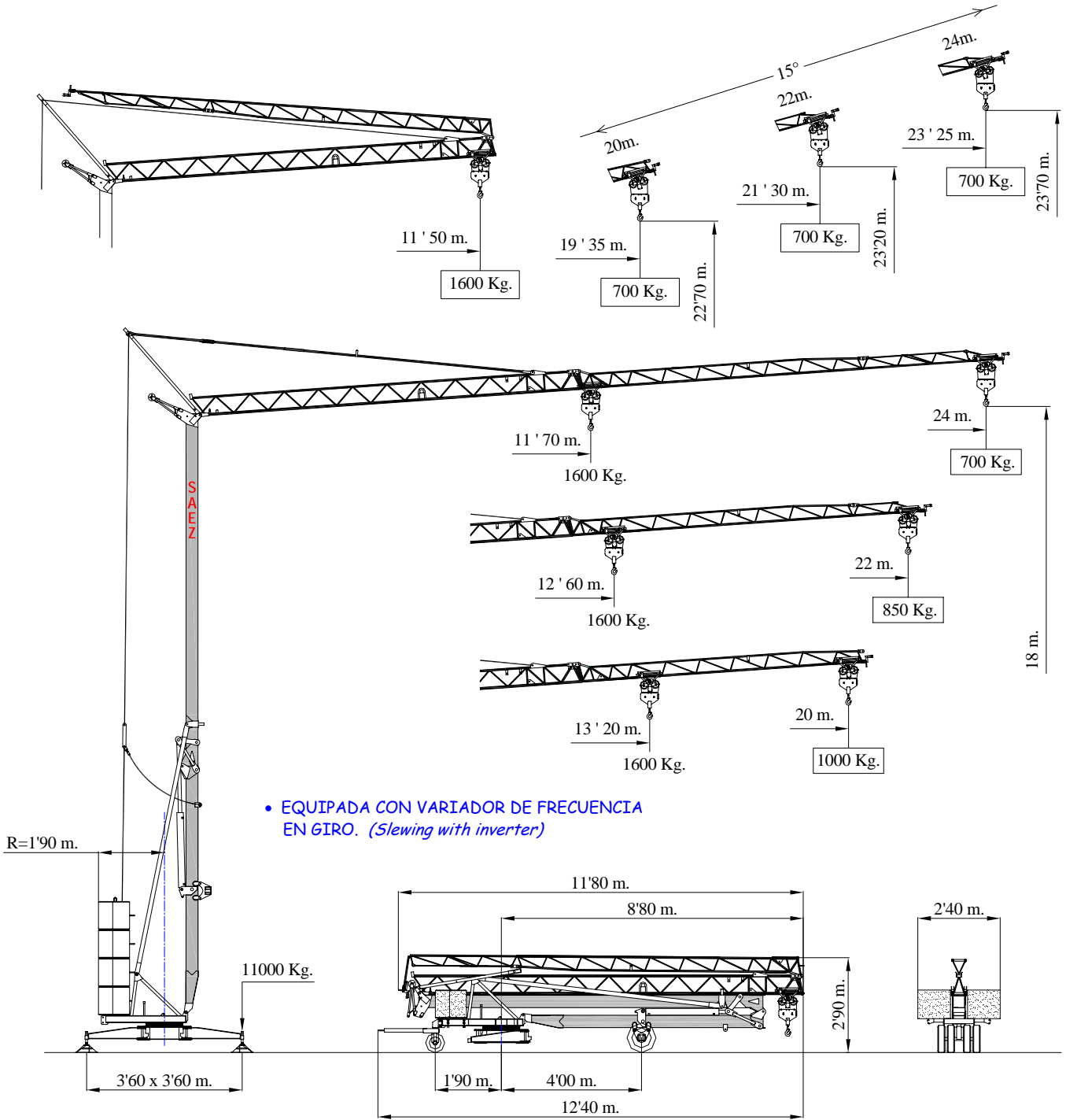


# H-24

-  Grúa hidráulica • *Trifásica*
-  Crane hydraulic • *Three-phase*
-  Hydraulischer kran • *Dreiphasig*
-  Grue hydraulique • *Triphasée*
-  Gru hidráulica • *Trifase*








• EQUIPADA CON VARIADOR DE FRECUENCIA EN GIRO. (*Slewing with inverter*)



# TRIFÁSICA





 *Three-phase*  
 *Dreiphasig*  
 *Triphasée*  
 *Trifase*

## MECANISMOS / Mechanisms / Antriebe / Mécanismes / Meccanismi

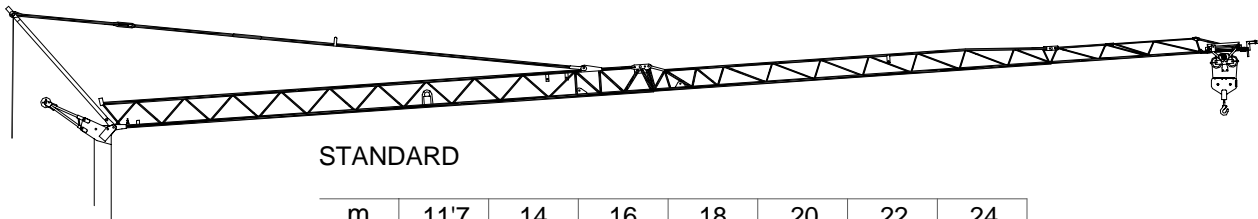
				
	m/min	6	18	36
	Kg	1600	1600	800
	Kw	1'3	5'5	5'5
	m/min	37		
	Kw	1'1		
	r.p.m	0'25	0'5	0'8
	N.m	25		
	Kw	2'2		

ALIMENTACION ELECTRICA Mains supply Netzstrom Réseau électrique Alimentazione elettrica	400 V 50 Hz
---	----------------

POTENCIA ELECTRICA NECESARIA Power requirement Anschlusswert Puissance électrique nécessaire Potenza elettrica necessaria	8 Kw
---	------

-  Elevación / Hoisting / Heben / Levage / Sollevamento
-  Distribución / Trolleying / Katzfahren / Distribution / Distribuzione
-  Orientación / Slewing / Schwenken / Orientation / Rotazione
-  Montaje / Erection / Montage / Montaggio

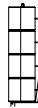
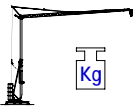
## DIAGRAMAS DE CARGA / Loads diagrams / Lastkurven / Courbes de charges / Diagrammi di carico



STANDARD

m.	11'7	14	16	18	20	22	24
Kg.	1600	1305	1120	975	865	775	700
m.	12'6	14	16	18	20	22	
Kg.	1600	1425	1225	1070	950	850	
m.	13'2	14	16	18	20		
Kg.	1600	1500	1290	1130	1000		





## PESO / Weight / Gewicht / Poids / Peso

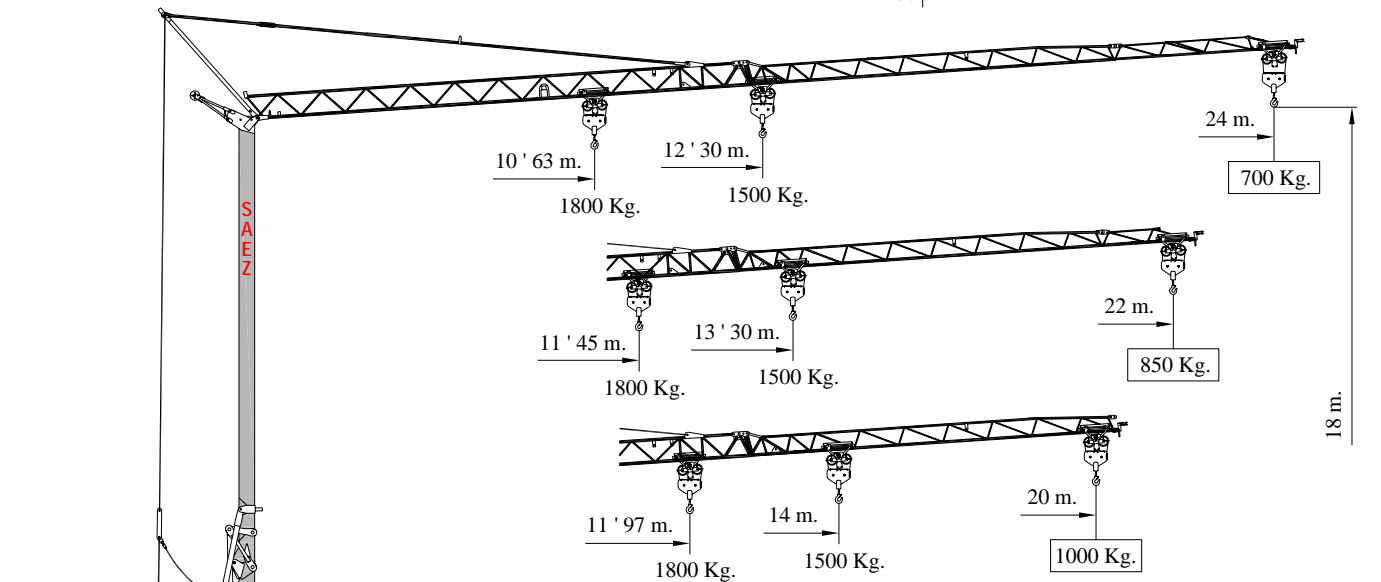
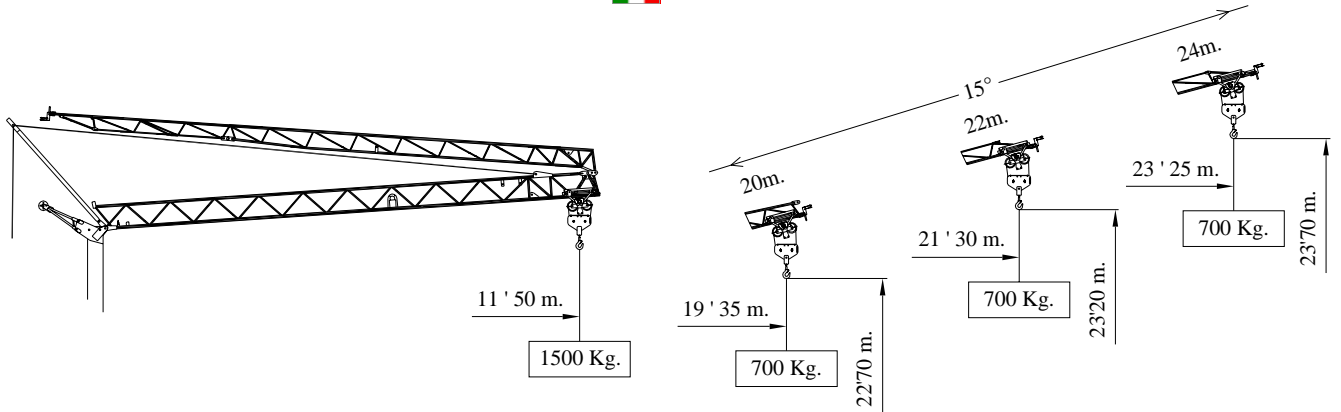
 8 x 1325 Kg	10600 Kg	 6800 Kg
---	----------	---

### SISTEMAS FORZA, S.L.

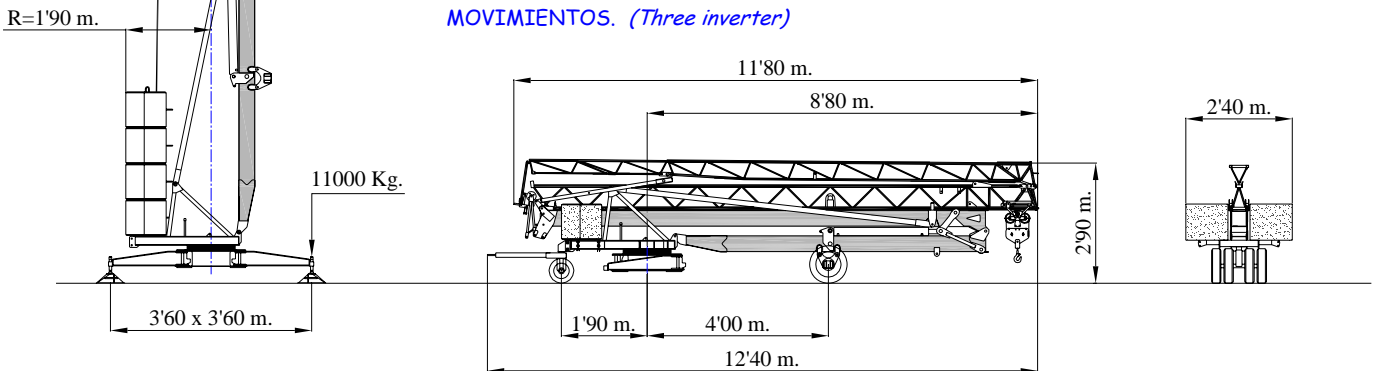
Ctra. de Beniaján, Km. 5 • 30570, Beniaján – MURCIA (Spain)  
Telf.: (+34) 968 83 70 81, Fax: (+34) 968 83 70 82

# H-24

 **Monotrifásica**  
 **Mono three-phase**  
 **Monotriphasée**  
 **Monotrifase**



- CON INVERTER EN LOS TRES MOVIMIENTOS. (Three inverter)



ESPECIFICACIONES SUJETAS A MODIFICACIONES SIN PREVIO AVISO.  
 Specifications subject to modification without notice.  
 Obiges kann ohne berstaendigung geaendert werden.  
 Specifications susceptibles de modification sans avis préalable.  
 Specifiche suscettibili di variazioni senza preavviso.

# MONOTRIFÁSICA



Mono three-phase

Monotriphasée

Monotrifase

## MECANISMOS / Mechanisms / Antriebe / Mécanismes / Meccanismi


POTENCIA ELECTRICA NECESARIA Power requirement Anschlusswert Puissance électrique nécessaire Potenza elettrica necessaria		6'5 Kw			
	m/min	4	16	25	
	Kg	1500	1500	800	
	Kw	4			
	m/min	37			
	Kw	1'1			
	r.p.m	0'25	0'5	0'8	
	N.m	25			
	Kw	2'2			

POTENCIA ELECTRICA NECESARIA Power requirement Anschlusswert Puissance électrique nécessaire Potenza elettrica necessaria		11 kVA			
	m/min	3'5	16	36	
	Kg	1800	1800	700	
	Kw	5'5			
	m/min	14 - 28			
	Kw	1'1			
	r.p.m	0 - 1			
	Kw	1'1			
	Kw	2'2			

- Elevación / Hoisting / Heben / Levage / Sollevamento
- Distribución / Trolleying / Katzfahren / Distribution / Distributions
- Orientación / Slewing / Schwenken / Orientation / Rotazione
- Montaje / Erection / Montage / Montaggio

ALIMENTACION ELECTRICA Mains supply Netzstrom Réseau électrique Alimentazione elettrica	230 / 400 V 50 Hz
---	----------------------

## DIAGRAMAS DE CARGA / Loads diagrams / Lastkurven / Courbes de charges / Diagrammi di carico



### STANDARD

12'3	14	16	18	20	22	24	m
1500	1305	1120	975	865	775	700	Kg
13'3	14	16	18	20	22	m	
1500	1425	1225	1070	950	850	Kg	
14	16	18	20	m			
1500	1290	1130	1000	Kg			

10'6	12	14	16	18	20	22	24	m
1800	1560	1305	1120	975	865	775	700	Kg
11'4	12	14	16	18	20	22	m	
1800	1700	1425	1225	1070	950	850	Kg	
11'9	12	14	16	18	20	m		
1800	1790	1500	1290	1130	1000	Kg		

## MONTAJE / Erection / Montage / Montaggio

