




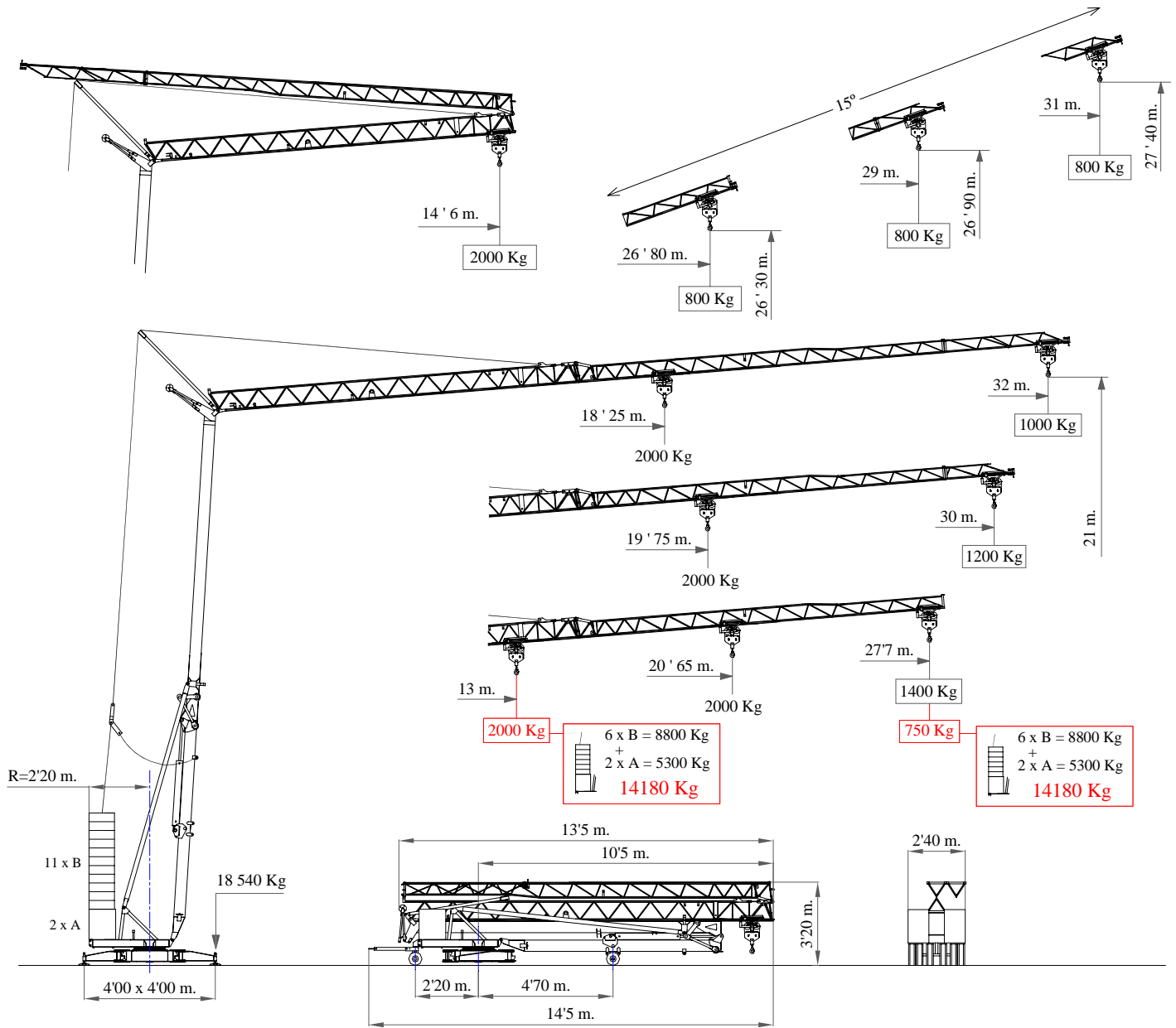


H-32 SR/2T







-  Grúa hidráulica
-  Crane hydraulic
-  Hydraulischer kran
-  Grue hydraulique
-  Gru hidráulica



H-32 SR/2T

MECANISMOS / Mechanisms / Antriebe / Mécanismes / Meccanismi


				
	m/min	5	20'5	41
	Kg	2000	2000	1000
	Kw	1'8	7'5	7'5
	m/min	18'5		37
	Kg	2000		2000
	Kw	0'75		1'5
	r.p.m	0'25	0'5	0'8
	N.m	30		
	Kw	4		



ALIMENTACION ELECTRICA Mains supply Netzstrom Réseau électrique Alimentazione elettrica	400 V 50 Hz
---	----------------

POTENCIA ELECTRICA NECESARIA Power requirement Anschlusswert Puissance électrique nécessaire Potenza elettrica necessaria	13 Kw
---	-------

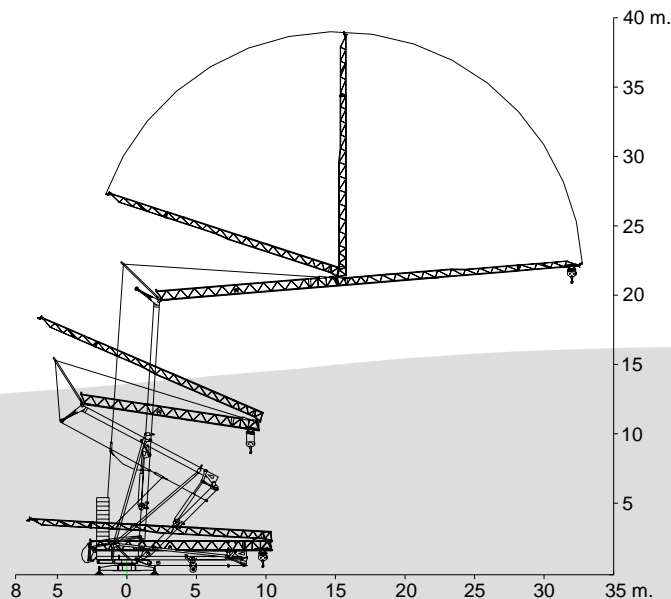
-  Elevación / Hoisting / Heben / Levage / Sollevamento
-  Distribución / Trolleying / Katzfahren / Distribution / Diritribuzione
-  Orientación / Slewing / Schwenken / Orientation / Rotazione
-  Montaje / Erection / Montage / Montaggio

DIAGRAMAS DE CARGA / Loads diagrams / Lastkurven / Courbes de charges / Diagrammi di carico

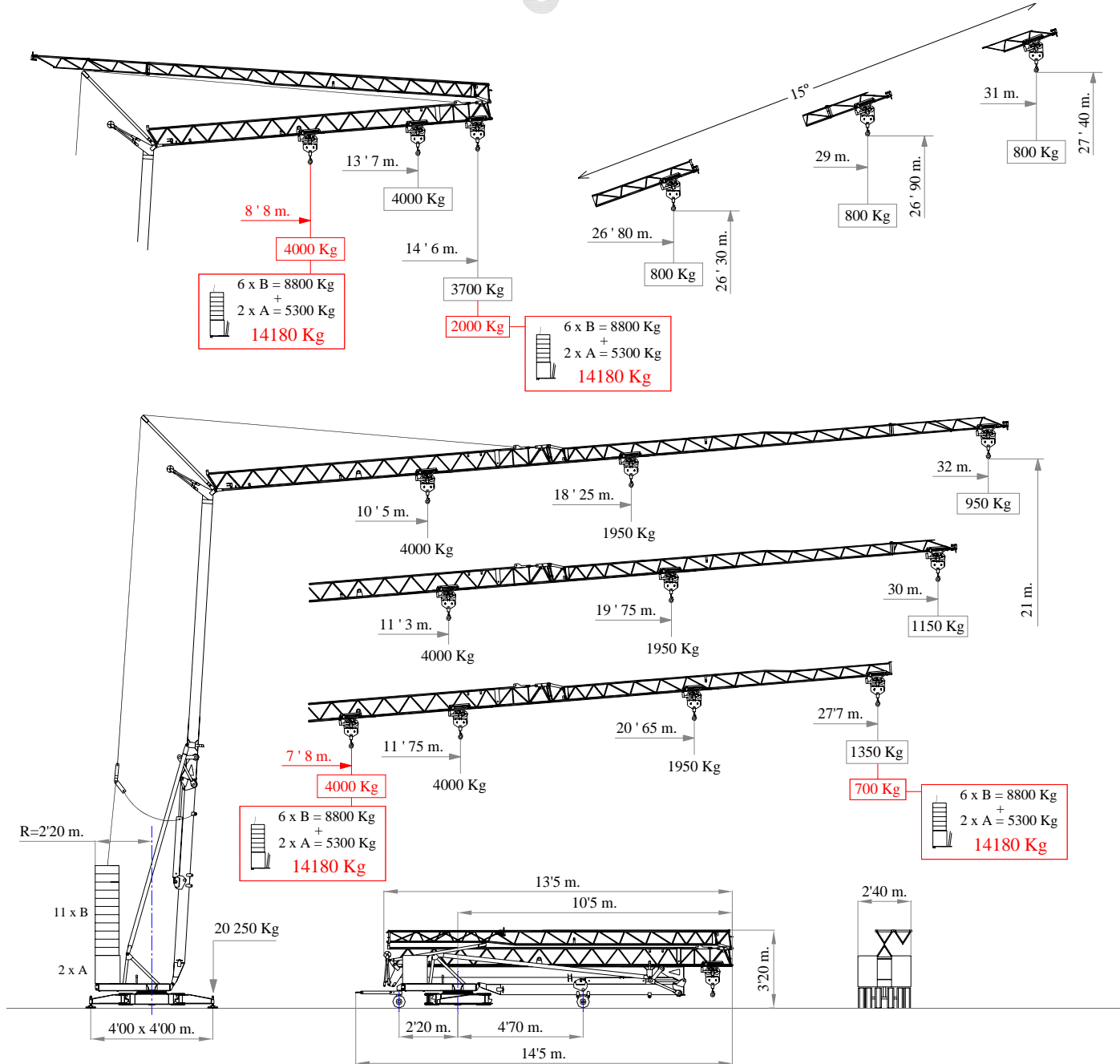


 11 x B 2 x A 21 580 Kg	}	m	18'25	20	22	24	26	28	30	32
		Kg	2000	1788	1590	1428	1293	1180	1083	1000
 6 x B 2 x A 14 180 Kg	}	m	19'75	20	22	24	26	28	30	
		Kg	2000	1970	1753	1576	1430	1305	1200	
		m	20'65	22'7	24'7	26'7	27'7			
		Kg	2000	1783	1609	1464	1400			
		m	13	15'7	17'7	19'7	21'7	23'7	25'7	27'7
		Kg	2000	1566	1341	1168	1031	920	827	750

MONTAJE / Erection / Montage / Montaggio



H-32 DR/4T



H-32 DR / 4T

MECANISMOS / Mechanisms / Antriebe / Mécanismes / Meccanismi

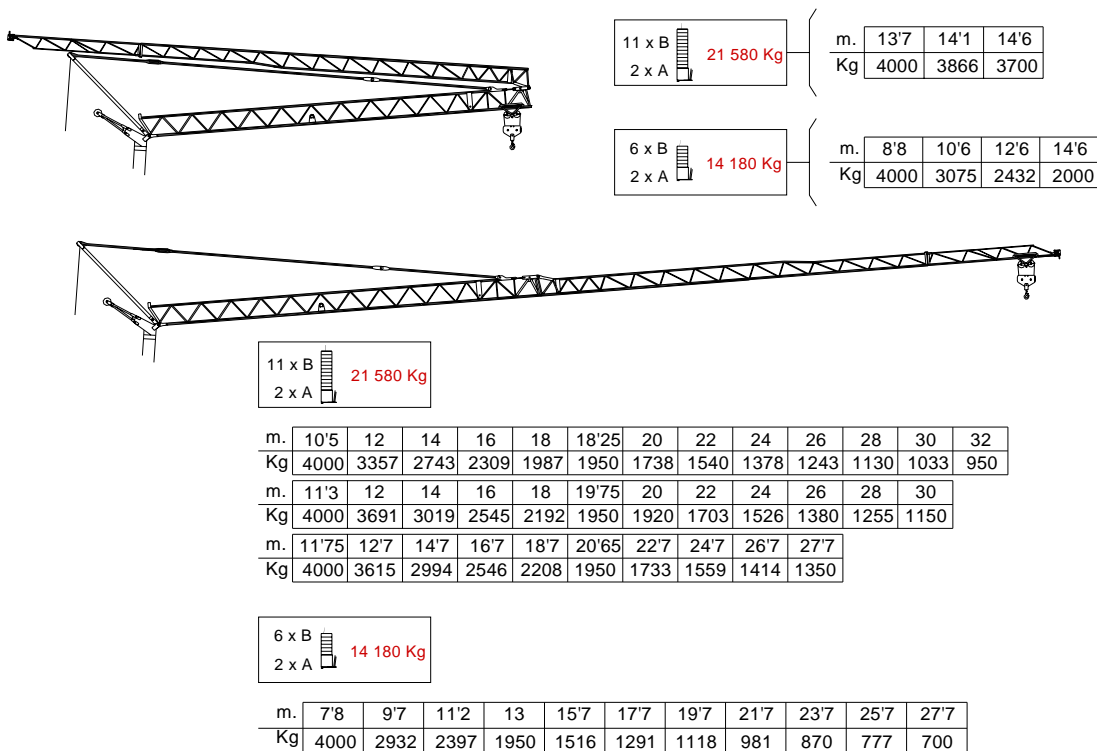
	m/min	5	20'5	41	2'5	10'25	20'5
	Kg	2000	2000	1000	4000	4000	2000
	Kw	1'8	7'5	7'5	1'8	7'5	7'5
	m/min	19		38		38	
	Kg	2000		2000		4000	
	Kw	1'1		2'2		1'1	
	r.p.m	0'25	0'5	0'8	0'25	0'5	0'8
	N.m	30			30		
	Kw	4			4		

ALIMENTACION ELECTRICA Mains supply Netzstrom Réseau électrique Alimentazione elettrica	400 V 50 Hz
---	----------------

POTENCIA ELECTRICA NECESARIA Power requirement Anschlusswert Puissance électrique nécessaire Potenza elettrica necessaria	13 Kw
---	-------

- Elevación / Hoisting / Heben / Levage / Sollevamento
- Distribución / Trolleying / Katzfahren / Distribution / Diritribuzione
- Orientación / Slewing / Schwenken / Orientation / Rotazione
- Montaje / Erection / Montage / Montaggio

DIAGRAMAS DE CARGA / Loads diagrams / Lastkurven / Courbes de charges / Diagrammi di carico



PESO / Weight / Gewicht / Poids / Peso

2 x 2650 Kg + 11 x 1480 Kg	21 580 Kg	10 500 Kg
----------------------------------	-----------	-----------

SISTEMAS FORZA, S.L.

Ctra. de Beniaján, Km. 5 • 30570, Beniaján – MURCIA (Spain)
Telf.: (+34) 968 83 70 81, Fax: (+34) 968 83 70 82